

TOSHIBA TRANSISTOR SILICON PNP EPITAXIAL TYPE (MONOLITHIC DUAL TYPE)

# 2SA1349

LOW NOISE AUDIO AMPLIFIER APPLICATIONS

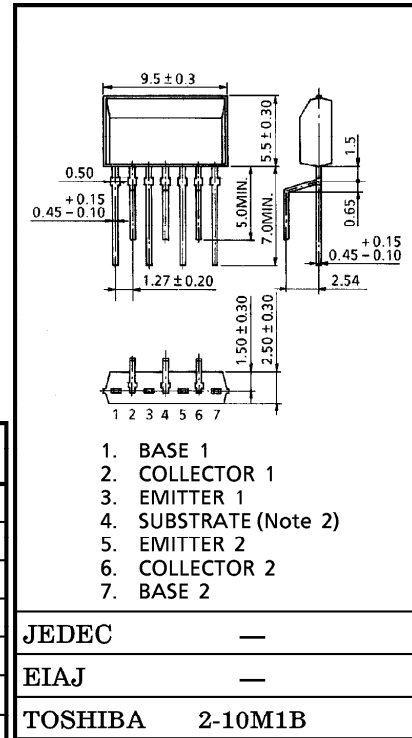
RECOMMENDED FOR CASCADE, CURRENT MIRROR CIRCUIT APPLICATIONS OF THE FIRST STAGES OF PRE, MAIN AMPLIFIERS

- 1 Chip Dual Type.
- Good Pair Characteristics.
- Low Noise :  $NF=3dB$  (Max.),  $R_g=10k\Omega$ ,  $V_{CE}=-6V$ ,  $I_C=-0.1mA$ ,  $f=1kHz$
- High Breakdown Voltage :  $V_{CEO}=-80V$  (Min.)
- Complementary to 2SC3381.

MAXIMUM RATINGS ( $T_a = 25^\circ C$ )

CHARACTERISTIC	SYMBOL	RATING	UNIT
Collector-Base Voltage	$V_{CBO}$	-80	V
Collector-Emitter Voltage	$V_{CEO}$	-80	V
Emitter-Base Voltage	$V_{EBO}$	-5	V
Collector Current	$I_C$	-100	mA
Base Current	$I_B$	-20	mA
Collector Power Dissipation	$P_C$	200×2	mW
Junction Temperature	$T_j$	125	°C
Storage Temperature Range	$T_{stg}$	-55~125	°C

Unit in mm



JEDEC	—
EIAJ	—
TOSHIBA	2-10M1B

Weight : 0.37g

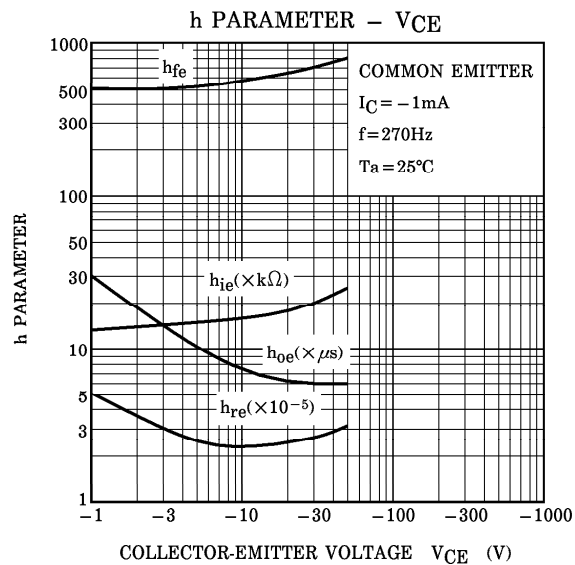
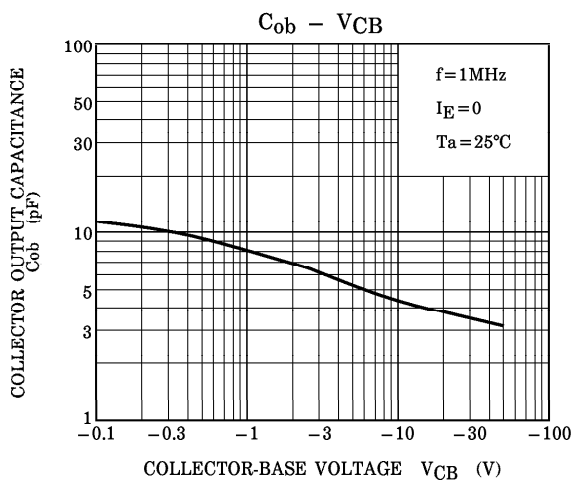
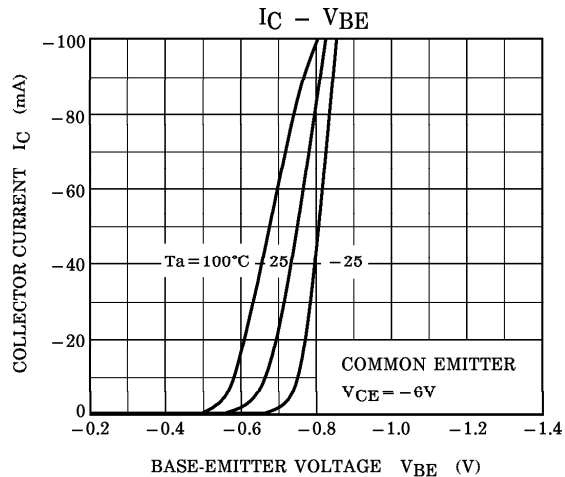
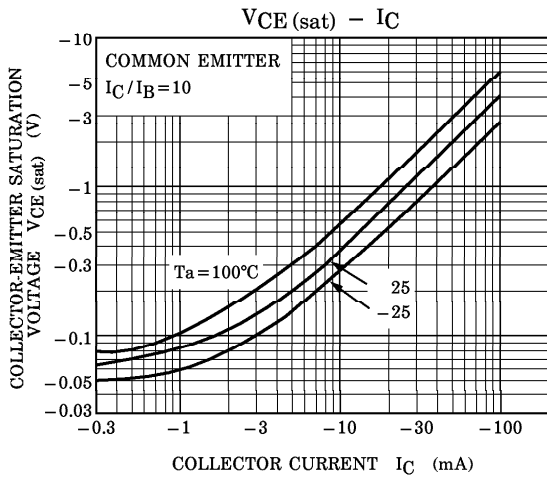
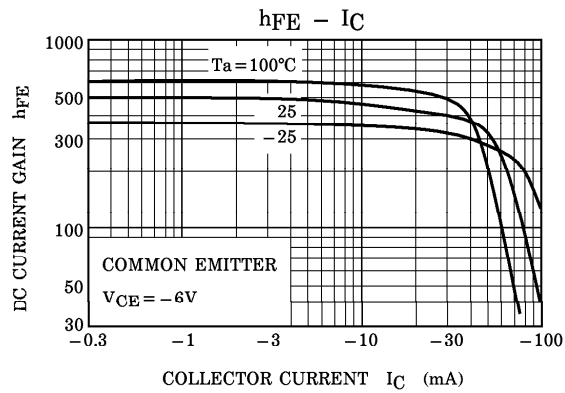
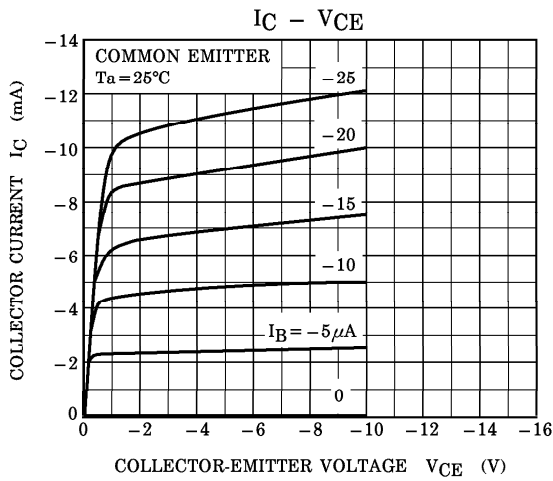
ELECTRICAL CHARACTERISTICS ( $T_a = 25^\circ C$ )

CHARACTERISTIC	SYMBOL	TEST CONDITION	MIN.	TYP.	MAX.	UNIT
Collector Cut-off Current	$I_{CBO}$	$V_{CB} = -80V, I_E = 0$	—	—	-0.1	$\mu A$
Emitter Cut-off Current	$I_{EBO}$	$V_{EB} = -5V, I_C = 0$	—	—	-0.1	$\mu A$
DC Current Gain	$h_{FE}$ (Note 1)	$V_{CE} = -6V, I_C = -2mA$	200	—	700	
DC Current Gain Ratio	$\frac{h_{FE}(S)}{h_{FE}(L)}$	$V_{CE} = -6V, I_C = -2mA$	0.9	—	1.0	
Collector-Emitter Saturation Voltage	$V_{CE(sat)}$	$I_C = -5mA, I_B = -0.5mA$	—	—	-0.3	V
Base-Emitter Voltage	$V_{BE}$	$V_{CE} = -6V, I_C = -2mA$	—	-0.6	—	V
Differential Base-Emitter Voltage	$ \frac{V_{BE1} - V_{BE2}}{V_{BE1} + V_{BE2}} $	$V_{CE} = -6V, I_C = -2mA$	0	—	10	mV
Collector Output Capacitance	$C_{ob}$	$V_{CB} = -10V, I_E = 0, f = 1MHz$	—	4.2	—	pF
Noise Figure	NF	$V_{CE} = -6V, I_C = -0.1mA$ $R_G = 10k\Omega, f = 1kHz$	0	—	3	dB

Note 1 :  $h_{FE}$  Classification GR : 200~400, BL : 350~700  
2 : Use the substrate lead with open.

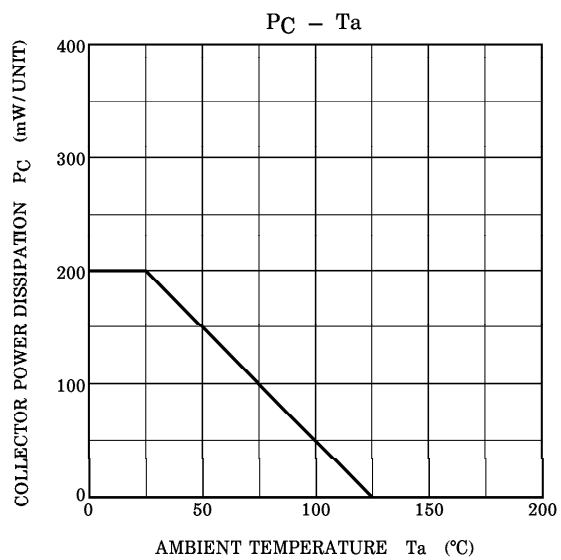
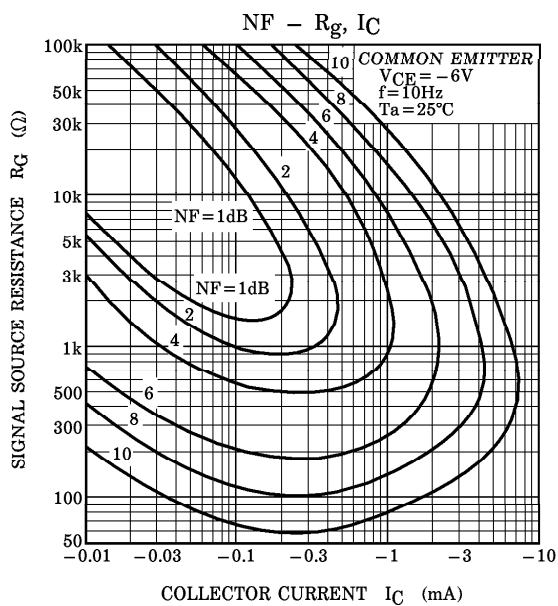
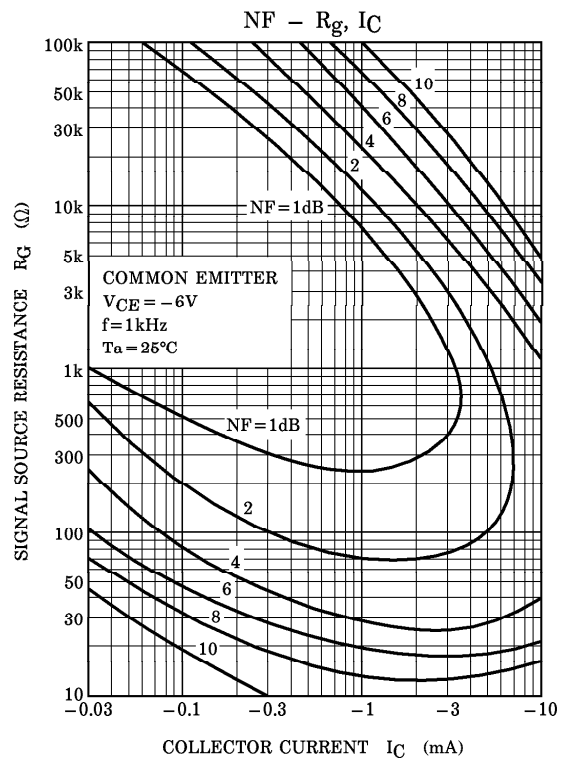
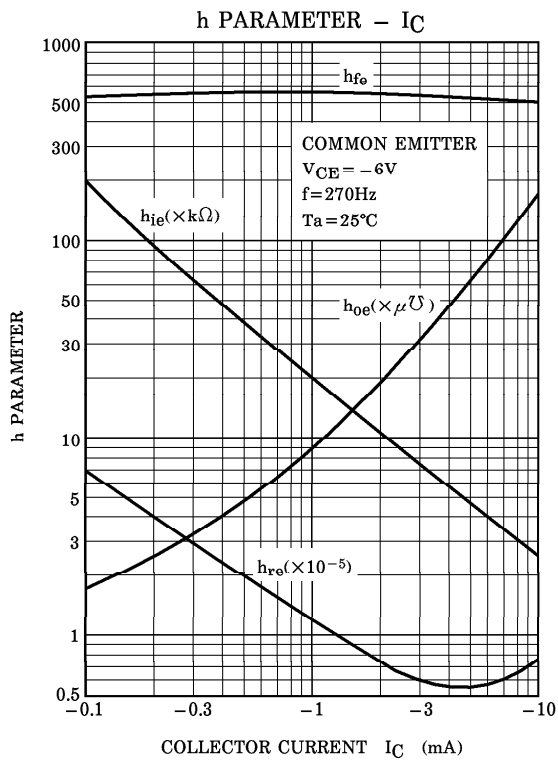
961001EAA2

● TOSHIBA is continually working to improve the quality and the reliability of its products. Nevertheless, semiconductor devices in general can malfunction or fail due to their inherent electrical sensitivity and vulnerability to physical stress. It is the responsibility of the buyer, when utilizing TOSHIBA products, to observe standards of safety, and to avoid situations in which a malfunction or failure of a TOSHIBA product could cause loss of human life, bodily injury or damage to property. In developing your designs, please ensure that TOSHIBA products are used within specified operating ranges as set forth in the most recent products specifications. Also, please keep in mind the precautions and conditions set forth in the TOSHIBA Semiconductor Reliability Handbook.



961001EAA2'

● The information contained herein is presented only as a guide for the applications of our products. No responsibility is assumed by TOSHIBA CORPORATION for any infringements of intellectual property or other rights of the third parties which may result from its use. No license is granted by implication or otherwise under any intellectual property or other rights of TOSHIBA CORPORATION or others.  
● The information contained herein is subject to change without notice.



This datasheet has been downloaded from:

[www.DatasheetCatalog.com](http://www.DatasheetCatalog.com)

Datasheets for electronic components.